

Guide for New Team Advisors


Welcome to the Math Video Challenge! Thank you so much for serving as a team advisor this year. We've created this Guide for New Team Advisors to help get you acquainted with the Math Video Challenge and to explain your role in this program.

If you have questions at any point during the program year, please feel free to contact the MATHCOUNTS national office at info@mathcounts.org.

The Math Video Challenge in a Nutshell

The **Math Video Challenge** is a national program that challenges students to develop their math, communication and technology skills in a collaborative video project. Created in 2011, it is a completely free program and is open to all students in grades 6-8. Students can participate through their school or through a non-school group.

HOW DOES IT WORK? The Math Video Challenge is designed to be fairly flexible, meaning your students will spend more or less time participating in the program depending on how much they decide to do with their video project. Here's what a typical program year looks like.



In the fall, educators and volunteers register for the program and ensure their students have permission to participate. Teams are exactly 4 students. MATHCOUNTS provides registered teams the Producers Kit, which includes the *MATHCOUNTS School Handbook* and a cell-phone tripod, as well as online access to numerous resources.



Throughout the fall/winter, students work together to create a 3-5-minute video that explains the solution to a handbook problem in a real-world scenario. Most teams spend 10-15 hours total on their video projects. The team advisor uploads the final product to the MATHCOUNTS website and reviews it to ensure it follows the contest rules. Participation prize drawings take place in January and February.



In March, every video is reviewed by a panel of MATHCOUNTS judges that selects 50-100 Quarterfinalist Videos. Videos are evaluated based on their mathematical content, communication, creativity and real-world scenario. Quarterfinalists are announced in March, and winning teams receive emailed certificates and entry into a prize drawing.



A panel of expert judges reviews the Quarterfinalists and selects 12 Semifinalist Videos and 6 Judges' Choice Videos. Semifinalists are reviewed according to the same Judging Guidelines used in the Quarterfinals and are announced in late March. Semifinalist teams receive mailed certificates and movie tickets. Judges' Choice winners receive mailed certificates and plaques in recognition of excellence in filmmaking.




In April, expert judges select 4 finalist videos to advance to the Math Video Challenge Finals. The 16 students who created these 4 videos, as well as each team's advisor, receive an all-expenses-paid trip to the MATHCOUNTS National Competition, where they present their videos to the 224 Competition Series national competitors.



At the Math Video Challenge Finals in May, the 224 Mathletes at the National Competition vote to determine the First Place Video. The 4 students who created the winning video each receive a trophy and a \$1,000 scholarship.

HOW ARE VIDEOS EVALUATED IN THE CONTEST? The 224 national competitors in the MATHCOUNTS Competition Series vote to determine the First Place Video. To determine Quarterfinalists, Semifinalists and Finalists that advance through the levels of the contest, judges evaluate videos based on the following 5 criteria:



Mathematical Content

Is an appropriate approach to solving the problem used?
Are there errors?



Communication

Is math communicated clearly and logically? Is time used effectively?



Creativity

Is the video's concept original or memorable?
Does the video show imagination?



Real-World Scenario

Does the video present a clear, real-world application of the math concepts?



Adherence to Rules

Is the video 5 minutes or less?
Does it follow rules regarding copyrighted materials? Did the students do the work themselves?

A PDF of the **2021-2022 Judging Guidelines** is available at www.mathcounts.org/mvcteams.

Videos flagged during the quarterfinals judging for excellence in filmmaking will be eligible for consideration as **Judges' Choice Winners**. The 6 categories for recognition are Best Costumes, Best Animation, Best Set Design/Scenery, Best Special Effects/Editing, Best Screenplay and Most Memorable, and the top video in each category will be recognized. This special award *does not* result in advancement to the finals, though a video can be *both* a Judges' Choice Winner *and* a Quarterfinalist, Semifinalist or Finalist in the contest.

The Role of the Team Advisor

Your role as the team advisor is such an important one, but that doesn't mean you need to be a math or technology expert or treat advising a team like a full-time job. **Every team advisor must:**

- Initiate the online registration process.
- Collect parent/guardian permission forms (either online or offline) for all 4 team members.
- Ensure students do not receive outside help on their video.
- Ensure students follow rules regarding the use of copyrighted materials in their video.
- Approve the students' video after verifying it follows the contest rules and is appropriate.
- Accompany the students to the National Competition, *if the students' video is selected as a finalist*.

*You don't need to know how to solve MATHCOUNTS problems or make a video...*the students should do this, and we provide numerous resources to help them succeed!

You don't need to spend your own money to be an effective team advisor. In fact, we recommend your students use free materials and resources.

Teams + The Registration Process

HOW DO STUDENTS FORM A TEAM? Because of the nature of this contest, Math Video Challenge teams are formed differently from typical math competitions.

- A team in the program consists of exactly 4 students in grades 6-8.
- A team advisor can oversee more than 1 team. For example, some math teachers will make the Math Video Challenge a group project for their math class. In these cases, 1 teacher serves as the team advisor for multiple teams.
- Students can be on more than 1 team. For example, if you have 6 interested students, they could form 2

teams, with 2 students participating on both teams.

- Teams cannot combine to make 1 video together. The minimum number of videos created per team is 1.

When forming a team, it's a good idea to consider different students' skills, interests and strengths. For example, one student may take the lead on script writing, while another student may write an excellent solution to the problem. Part of what makes this program great is that it allows students to collaborate and showcase a diversity of talents...take advantage of this when forming teams!

HOW DO I REGISTER? Because this is an online contest, each of the 4 student team members must get permission from a parent/guardian to participate. This adds an extra step to the registration process, but it's a critical one. Here's how the Math Video Challenge registration process works:



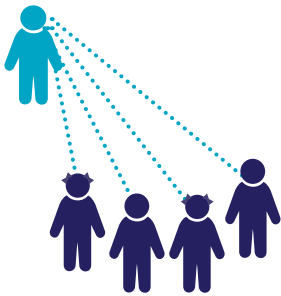
Team advisor registers at www.mathcounts.org/mvcreg.

The team advisor must have a working email address in order to register a team of students for this program. MATHCOUNTS will send a Producers Kit (see pg. 4) to every registered team advisor.

+ ADD TEAM

Team advisor creates a new team through their dashboard.

A team advisor can lead more than 1 team. If you are leading multiple teams, you would repeat this step (and each subsequent step) for each team, so all of your teams are linked to your team advisor account.



Team advisor requests parent/guardian permission for each student team member—either online or offline.

When you create a new team, you'll indicate how each team member's parent will give permission for his/her child to participate. You may change these selections at any time, depending on parents' needs.

- *Online Permission (recommended):* Team advisor provides the parent's email address online. MATHCOUNTS emails the parent a link to an online permission form. This is typically the easier and faster way to get parent permission.
- *Offline Permission:* The team advisor provides the parent's first and last name online and then gives the parent the Offline Permission Form.



Parent/guardian of each student team member completes the permission form—either online or offline—and submits it to MATHCOUNTS.


Instructions for submitting this form are provided to the parent/guardian.



Team's registration is complete once parent permission is received for all students on the team.


MATHCOUNTS will email a notification to the team advisor once the team's registration is complete.

HOW DO I SUBMIT & APPROVE A VIDEO? After your team's registration is complete, you'll receive an email confirming that your team can submit videos. Only the team team advisor can submit the students' video.

- You must be logged in to your account on the MATHCOUNTS website.
- If the team registration has been completed, then an Upload a Video button will appear. 
- Provide required information about the video. We recommend having your students complete the **Video Submission Checklist**, available at www.mathcounts.org/mvcteams.
- After the video upload is complete, you will need to watch the video in its entirety, ensure it follows the contest rules and is appropriate, and then approve it.


Making The Most of Your Resources

WHAT IS MAILED TO TEAMS? As the registered advisor for a Math Video Challenge team, you already have received what we at MATHCOUNTS call the Producers Kit. Your kit includes the following materials for teams:



MATHCOUNTS School Handbook

The most important resource included in the Producers Kit. Includes 250 problems.



Flexible Smartphone Tripod

Flexible legs and an adjustable holder mean it works with multiple smartphone models and can be used on a flat surface or wrapped around a structure.

WHAT RESOURCES ARE AVAILABLE ONLINE? Teams should go to www.mathcounts.org/mvcteams to access program resources. The **Rules & Frequently Asked Questions** are available online, as well as 4 guidelines to help teams understand the expectations of the program:



Copyrighted Materials Guidelines

For videos including music, videos, sound effects and images



Outside Help Guidelines

Distinguish between appropriate advising and inappropriate outside help



Technical Guidelines

Requirements and recommendations for filming and editing



Judging Guidelines

Overview of how videos are evaluated by judges

In addition to guidelines and rules, teams should make use of the following free resources, tools and forms:

- **Animated Videos Resource:** Suggestions for creating a video as a team if unable to meet in person or if team members prefer not to appear in the video.
- **Video Spotlight:** Collection of videos that received high marks in at least 1 criterion during judging. Each spotlighted example includes a detailed explanation of what the judges liked.
- **School Handbook Remix** (download): The 250 School Handbook problems arranged by math topic.
- **Offline Permission Form** (download)
- **Video Releases for Non-Team Members** (download): Forms to include guest stars who are not on the 4-person team.
- **Planning Tools** for brainstorming and storyboarding, as well as a rubric template for teachers using the program as a group project in their math class.
- **Video Submission Checklist** (download): Form for students to provide video information the team advisor will need when uploading and approving the video.



Good luck in the Math Video Challenge! If you have any questions during the year, please contact the MATHCOUNTS national office at info@mathcounts.org.

**RESOURCES FOR TEAMS:
www.mathcounts.org/mvcteams**